

BLUE STAR

Power Systems

Gaseous Product Line

208-600 Volt

NG600-01

60 Hz / 1800 RPM

600 kWe

Standby

Ratings

| | 208V | 240V | 480V | 600V |
|------------------------|--------------|---------------|--------------|--------------|
| Phase | 3 | 3 | 3 | 3 |
| PF | 0.8 | 0.8 | 0.8 | 0.8 |
| Hz | 60 | 60 | 60 | 60 |
| Generator Model | S6L1D-C | S6L1D-C | HCI534E | HCI534F |
| Connection | 12 LEAD WYE | 12 LEAD DELTA | 12 LEAD WYE | 4 LEAD WYE |
| kWe Nat (LP) | 600 (400) | 600 (400) | 600 (400) | 600 (400) |
| AMPS Nat (LP) | 2084 (1390) | 1806 (1204) | 903 (602) | 723 (482) |
| Temp Rise | 125°C / 40°C | 125°C / 40°C | 125°C / 40°C | 125°C / 40°C |

Standard Equipment

Engine

- Radiator Cooled Unit Mounted (50°C)
- Radiator Duct Flange (OPU Only)
- Blower Fan & Fan Drive
- Starter & Alternator
- Oil Pump & Filter
- Oil Drain Extension w/Valve
- Governor - Electronic Isochronous
- 24V Battery System & Cables
- Air Cleaner (Dry Single Stage)
- Catalyst / Silencer Mounted
- Flexible Fuel Connector
- EPA Certified

Generator

- Brushless Single Bearing
- Automatic Voltage Regulator
- ± 0.50% Voltage Regulation
- 4 Pole, Rotating Field
- 125°C Standby Temperature Rise
- 100% of Rated Load - One Step
- 5% Maximum Harmonic Content
- NEMA MG 1, IEEE and ANSI Standards Compliance for Temperature Rise

Additional

- Single Source Supplier
- UL 2200 & cUL Listed
- CSA Certified
- Seismic Certified to IBC 2021
- NFPA 110 / CSA C282 Compliant
- Microprocessor Based Digital Control Panel Mounted in NEMA 12 Enclosure
- Base - Structural Steel
- Main Line Circuit Breaker Mounted & Wired
- Battery Charger 24V 5 Amp
- Jacket Water Heater (Qty 2) -20°F 5000W 240V w/Isolation Valves
- Vibration Isolation Mounts (Pad Type)
- 2 Year / 2000 Hour Standby Warranty
- Standard Colors - White / Gray

Application Data

Engine

| | | | |
|-----------------------|-------------------------------|--------------------------------------|---------------------------|
| Manufacturer: | Power Solutions International | Displacement - Cu. In. (lit): | 1941 (31.8) |
| Model: | 32L | Bore - in. (cm) x Stroke - in. (cm): | 5.91 (15.0) x 5.91 (15.0) |
| Type: | 4-Cycle | Compression Ratio: | 10.5 : 1 |
| Aspiration: | Turbo Charged, CAC | Rated RPM: | 1800 |
| Cylinder Arrangement: | 12 Cylinder Vee | Max HP Stby (kWm): | 966 (721) |

Exhaust System

Standby

| | |
|---|-------------|
| Gas Temp. (Stack): °F (°C) | 1,183 (639) |
| Gas Volume at Stack Temp: CFM (m³/min) | 3,841 (109) |
| Maximum Allowable Exhaust Restriction (Post Catalyst): in. H ₂ O (kPa) | 20.8 (5.20) |

Cooling System

| | |
|---|--------------|
| Ambient Capacity of Radiator: °F (°C) | 122 (50.0) |
| Maximum Allowable Static Pressure on Rad. Exhaust: in. H ₂ O (kPa) | 0.50 (0.12) |
| Water Pump Flow Rate: GPM (lit/min) | 361 (1367) |
| Heat Rejection to Coolant: BTUM (kW) | 30,991 (542) |
| Heat Rejection to CAC: BTUM (kW) | 3,792 (66.4) |
| Heat Radiated to Ambient: BTUM (kW) | 11,861 (208) |

Air Requirements

| | |
|---|--|
| Aspirating: CFM (m³/min) | 1,201 (34.0) |
| Air Flow Required for Rad. Cooled Unit: CFM (m³/min) | 41,200 (1,166) |
| Air Flow Required for Heat Exchanger/Rem. Rad. CFM (m³/min) | Consult Factory For Remote Cooled Applications |

Standby

Fuel Consumption

Natural Gas

LP

| | | |
|--|-------------|--------------|
| At 100% of Power Rating: ft3/hr (m3/hr) | 6,734 (191) | 2,177 (61.6) |
| At 75% of Power Rating: ft3/hr (m3/hr) | 5,299 (150) | 1,644 (46.5) |
| At 50% of Power Rating: ft3/hr (m3/hr) | 3,913 (111) | 1,212 (34.3) |
| Fuel Inlet Size: NPT | | 3.00" |
| Fuel Pressure Required: in. H ₂ O (kPa) | | 11.0 (2.75) |

Fluids Capacity

| | |
|---|------------|
| Total Oil System: gal (lit) | 32.2 (122) |
| Engine Jacket Water Capacity: gal (lit) | 29.1 (110) |
| System Coolant Capacity: gal (lit) | 54.4 (206) |

All calculations based on natural gas fuel.

Deration Factors: Temperature: Derate 1.5% Per 5°F Over 87°F Air Inlet Temperature | Altitude: Derate 6% Per 1,000 ft Over 2,200 ft
Consult factory for site conditions above these parameters and/or operation on LP fuel.

DCP7310 Control Panel

Standard Features

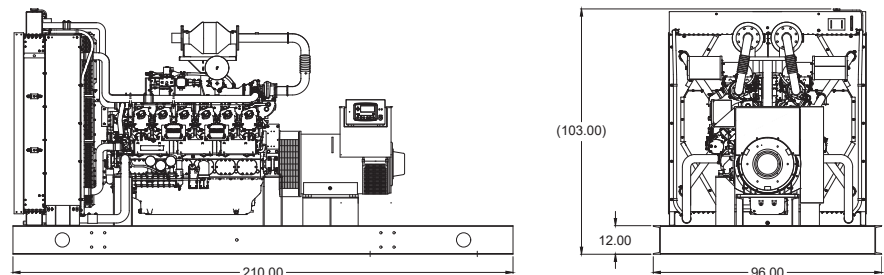
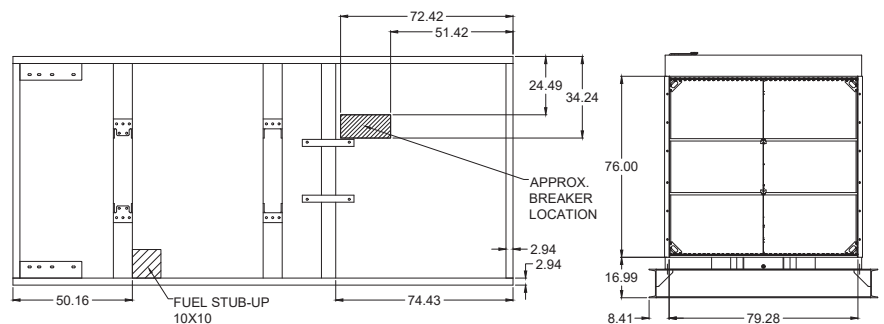
- Digital Metering
- Engine Parameters
- Generator Protection Functions
- Engine Protection
- CAN Bus (J1939) ECU Communications
- Windows-Based Software
- Multilingual Capability
- Remote Communications to DSE2548 Remote Annunciator
- 8 Programmable Contact Inputs
- 10 Contact Outputs
- RS485 Communicator Interface
- cULus Listed, CE Approved
- Event Recording
- IP 65 rating (with supplied gasket) offers increased resistance to water ingress
- NFPA 110 Level 1 Compatible



Weights / Dimensions / Sound Data

| | L x W x H | Weight lbs |
|----------------|-------------------|------------|
| OPU | 210 x 96 x 103 in | 15,850 |
| Level 1 | 210 x 96 x 108 in | 17,750 |
| Level 2 | 210 x 96 x 108 in | 17,850 |
| Level 3 | 285 x 96 x 108 in | 18,850 |

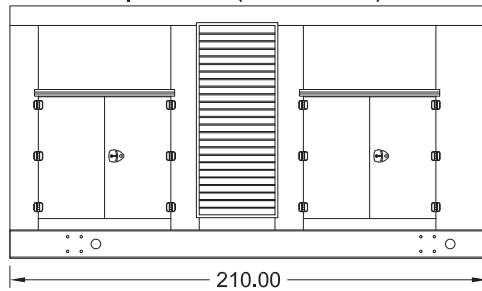
Please allow 6-12 inches for height of exhaust stack.



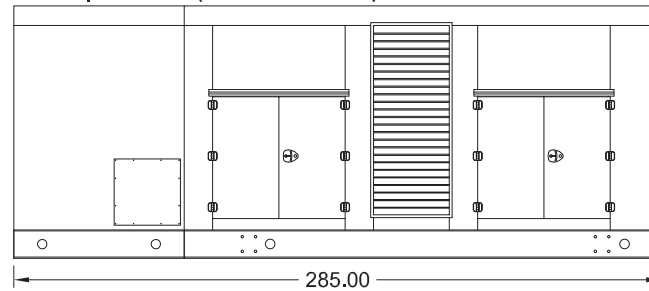
| | No Load | Full Load |
|----------------|---------|-----------|
| OPU | 86 dBA | 89 dBA |
| Level 1 | 84 dBA | 87 dBA |
| Level 2 | 79 dBA | 82 dBA |
| Level 3 | 74 dBA | 77 dBA |

Enclosures

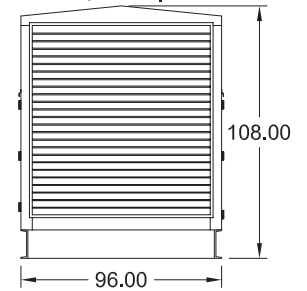
Level 1 & 2 | Side View (Weather Proof)



Level 3 | Side View (Sound Attenuated)



Level 1, 2 & 3 | Intake View



- All enclosure models are 200 MPH wind rating certified in accordance with IBC2021 and ASCE/SEI 7-16 standards.
- Level 2 & 3 enclosures include sound attenuation foam
- Level 3 enclosure includes frontal sound & exhaust hood.
- Enclosure height does not include exhaust stack.

Notes

- All specification sheet dimensions are represented in inches.
- All drawings based on standard 480 volt standby generator. Lengths may vary with other voltages. All drawings and dimensions subject to change without notice.
- All enclosures are based on the standard unit configuration. Any requested deviation can change dimensions.
- Sound data is measured at 23 feet (7 meters) in accordance with ISO 8528-10.
- All materials and specifications subject to change without notice.

Blue Star Power Systems

2250 Carlson Drive
North Mankato, Minnesota 56003
Phone + 1 507 345 1776
bluestarps.com
quote.bluestarps.com
sales@bluestarps.com

/ A DEUTZ COMPANY /